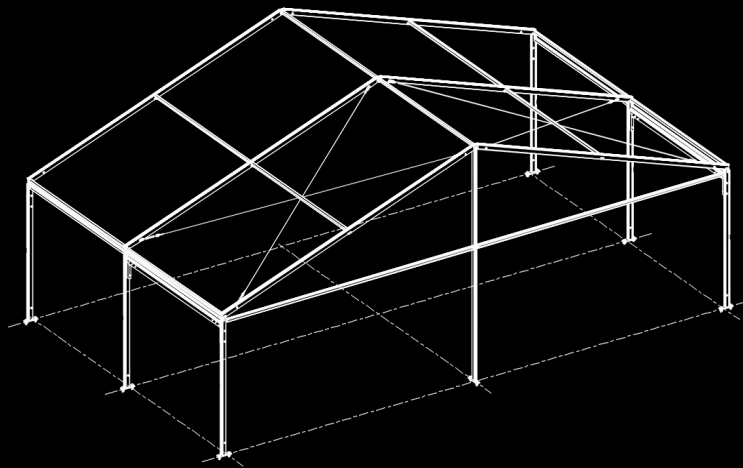


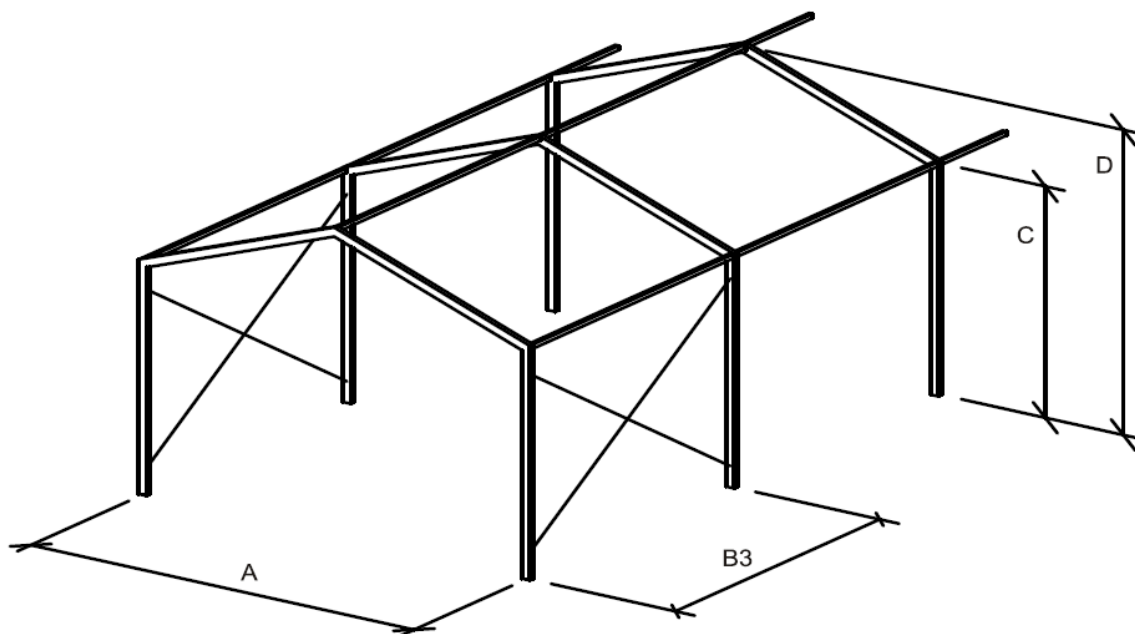
# BRIO BASIS

TECHNICAL



# BRIO BASIS

Type: 3/250



System Measures		
Width	A	2.98
Eave Height	C	2.50
Ridge Height	D	2.98
Peak Height	E	0.00
Roof Slope		20°
Truss Distance	B3	3.00
Longest Component		3.00
Truss Profile		48X84

## Technical Descriptions

Aluminium Profiles  
Solid, hard pressed  
2-groove aluminium hollow profile  
Steel Parts  
Hot-dip galvanized according to DIN EN ISO 1461  
Ground Anchoring  
Ground stakes or weight anchoring upon request

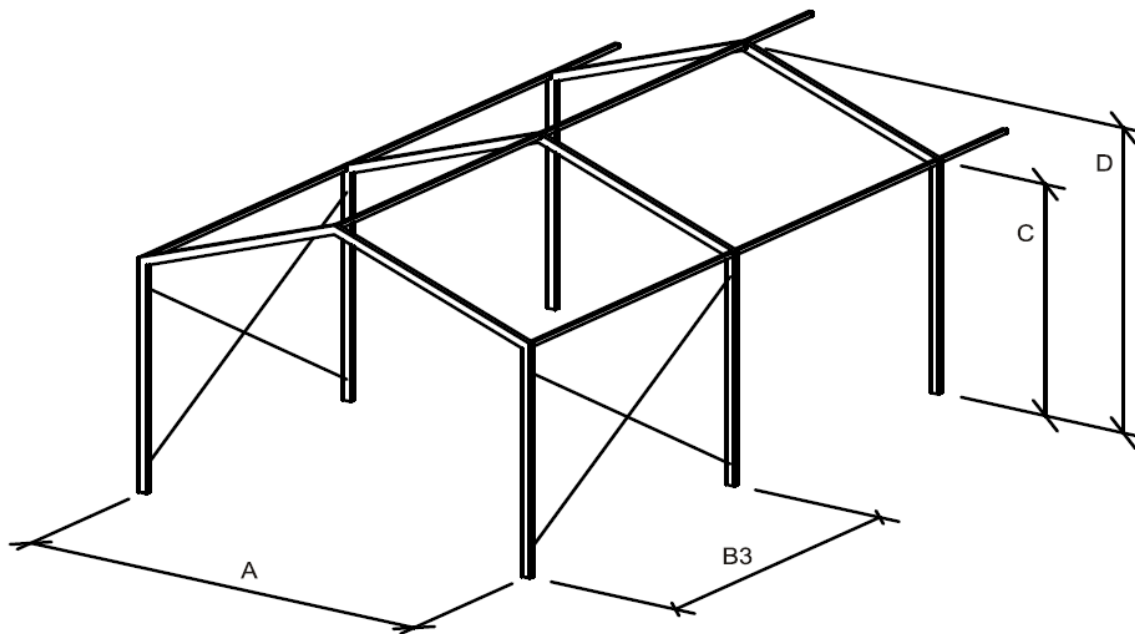
## Technical Data

Wind load acc. to DIN EN 13782  
Min. length 3.00 m  
Max. length unlimited in truss-distance

Subject to technical modifications!

# BRIO BASIS

Type: 3/300



System Measures		
Width	A	2.98
Eave Height	C	3.00
Ridge Height	D	3.48
Peak Height	E	0.00
Roof Slope		20°
Truss Distance	B3	3.00
Longest Component		3.00
Truss Profile		48X84

## Technical Descriptions

Aluminium Profiles  
Solid, hard pressed  
2-groove aluminium hollow profile  
Steel Parts  
Hot-dip galvanized according to DIN EN ISO 1461  
Ground Anchoring  
Ground stakes or weight anchoring upon request

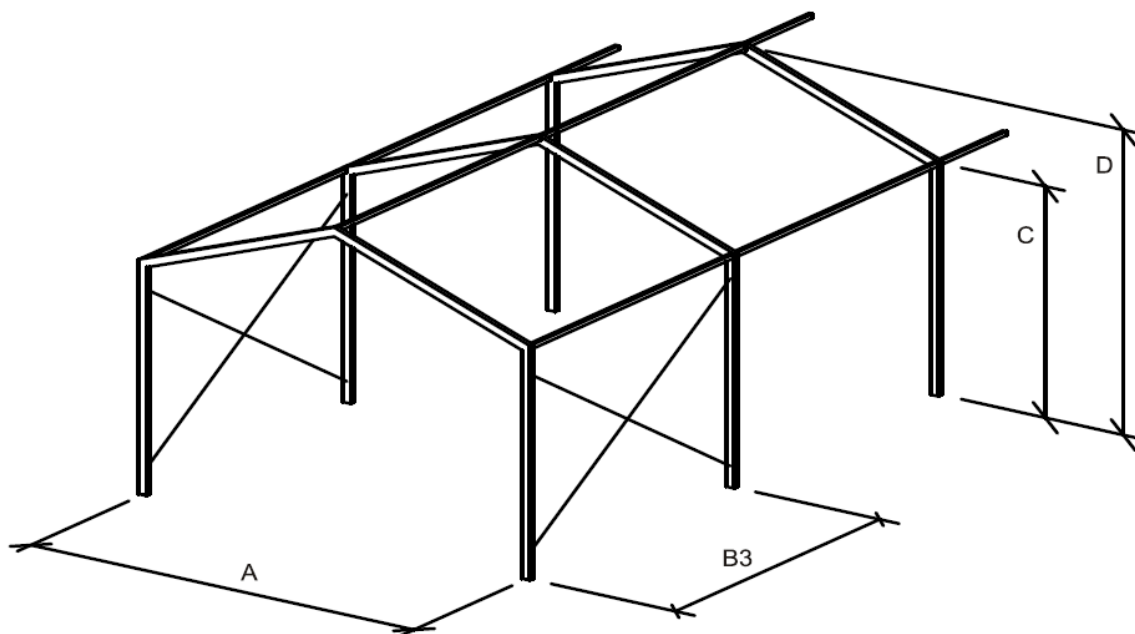
## Technical Data

Wind load acc. to DIN EN 13782  
Min. length 3.00 m  
Max. length unlimited in truss-distance

Subject to technical modifications!

# BRIO BASIS

Type: 4/250



System Measures		
Width	A	3.98
Eave Height	C	2.50
Ridge Height	D	3.26
Peak Height	E	0.00
Roof Slope		20°
Truss Distance	B3	3.00
Longest Component		3.00
Truss Profile		48X84

## Technical Descriptions

Aluminium Profiles  
Solid, hard pressed  
2-groove aluminium hollow profile  
Steel Parts  
Hot-dip galvanized according to DIN EN ISO 1461  
Ground Anchoring  
Ground stakes or weight anchoring upon request

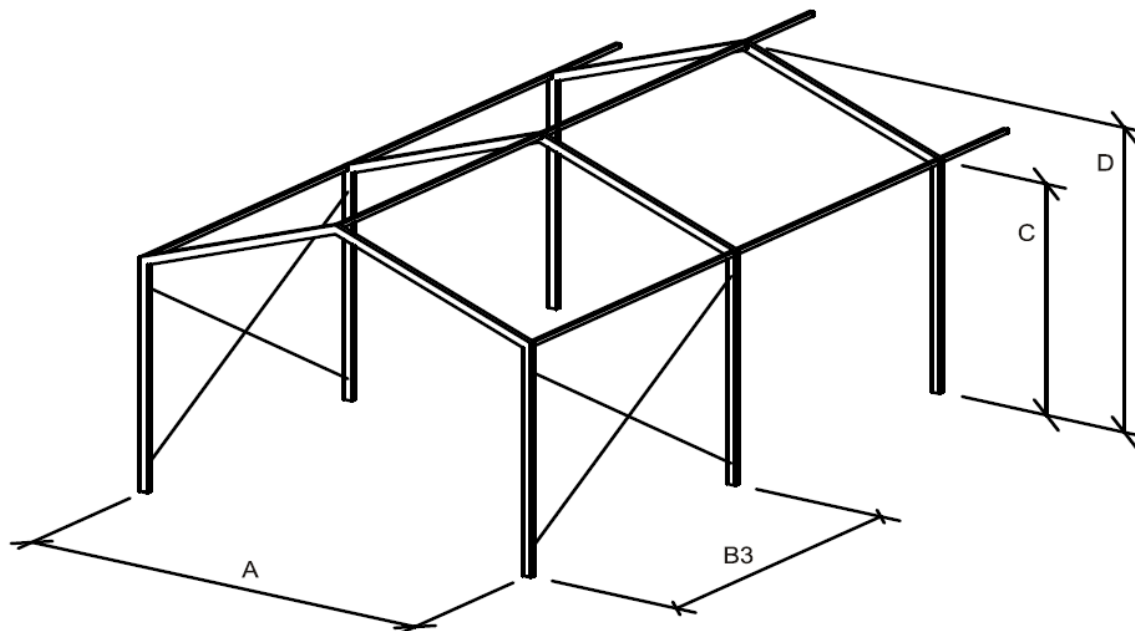
## Technical Data

Wind load acc. to DIN EN 13782  
Min. length 3.00 m  
Max. length unlimited in truss-distance

Subject to technical modifications!

# BRIO BASIS

Type: 4/300



System Measures		
Width	A	3.94
Eave Height	C	3.00
Ridge Height	D	3.72
Peak Height	E	0.00
Roof Slope		20°
Truss Distance	B3	3.00
Longest Component		3.00
Truss Profile		48X84

## Technical Descriptions

Aluminium Profiles  
Solid, hard pressed  
2-groove aluminium hollow profile  
Steel Parts  
Hot-dip galvanized according to DIN EN ISO 1461  
Ground Anchoring  
Ground stakes or weight anchoring upon request

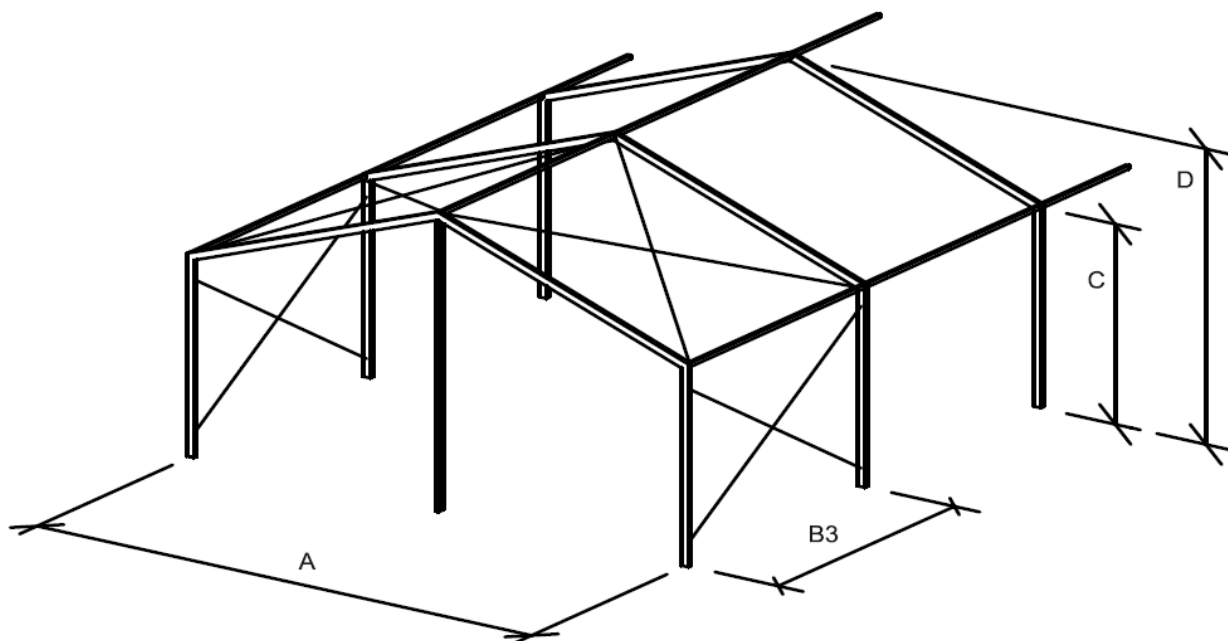
## Technical Data

Wind load acc. to DIN EN 13782  
Min. length 3.00 m  
Max. length unlimited in truss-distance

Subject to technical modifications!

# BRIO BASIS

Type: 6/250



System Measures		
Width	A	5.89
Eave Height	C	2.50
Ridge Height	D	3.33
Peak Height	E	0.00
Roof Slope		20°
Truss Distance	B3	3.00
Longest Component		3.00
Truss Profile		48X84

## Technical Descriptions

Aluminium Profiles  
Solid, hard pressed  
2-groove aluminium hollow profile  
Steel Parts  
Hot-dip galvanized according to DIN EN ISO 1461  
Ground Anchoring  
Ground stakes or weight anchoring upon request

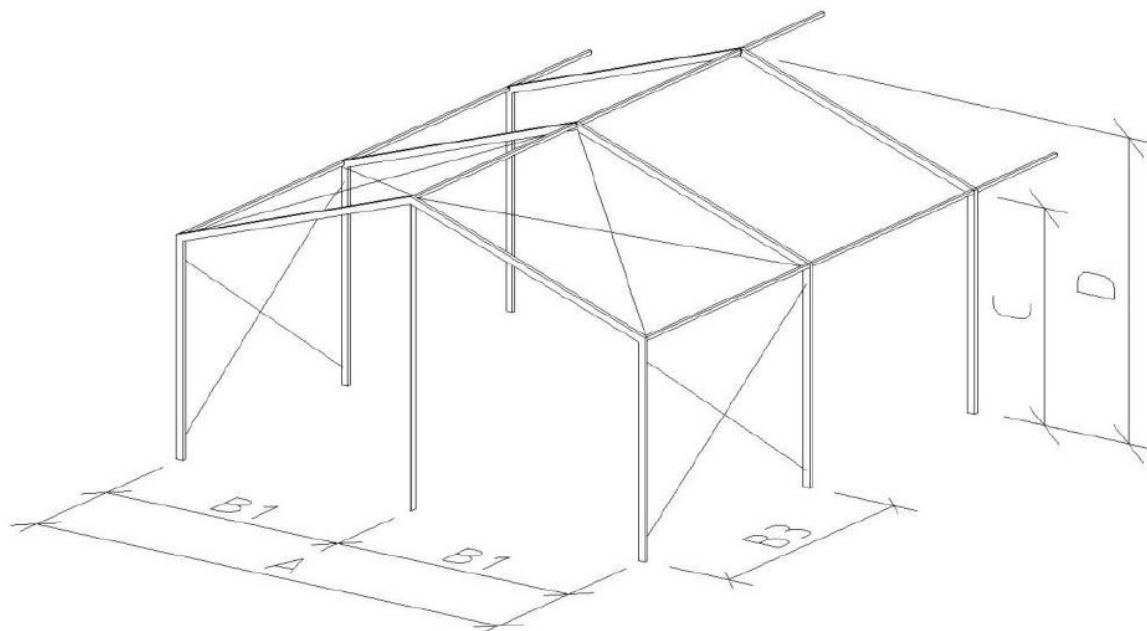
## Technical Data

Wind load acc. to DIN EN 13782  
Min. length 3.00 m  
Max. length unlimited in truss-distance

Subject to technical modifications!

# BRIO BASIS

Type: 6/300



## System Measures

Width	A	5.89
Eave Height	C	2.50
Ridge Height	D	3.33
Peak Height	E	0.00
Roof Slope		20°
Truss Distance	B3	3.00
Longest Component		3.00
Truss Profile		48X84

## Technical Descriptions

Aluminium Profiles

Solid, hard pressed

2-groove aluminium hollow profile

Steel Parts

Hot-dip galvanized according to DIN EN ISO 1461

Ground Anchoring

Ground stakes or weight anchoring upon request

## Technical Data

Wind load acc. to DIN EN 13782

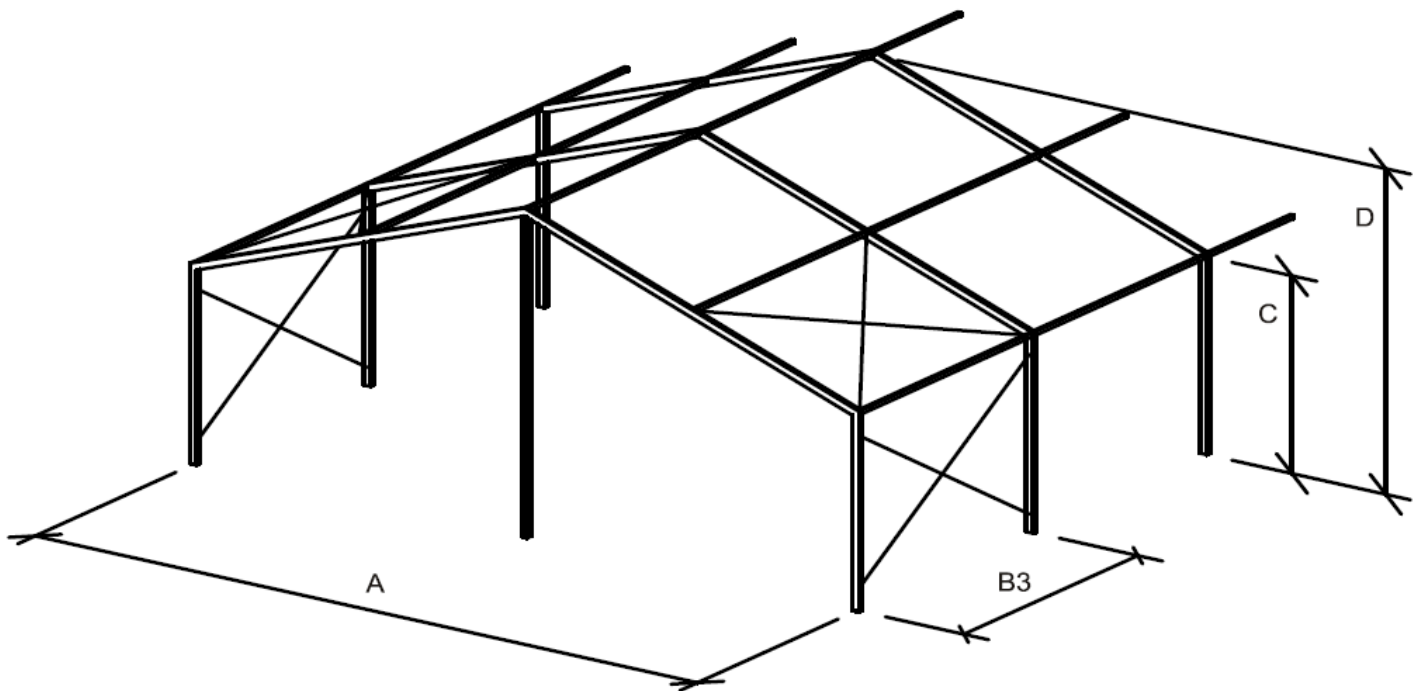
Min. length 3.00 m

Max. length unlimited in truss-distance

Subject to technical modifications!

# BRIO BASIS

Type: 8/250



System Measures		
Width	A	8.00
Eave Height	C	2.50
Ridge Height	D	3.90
Peak Height	E	0.00
Roof Slope		20°
Truss Distance	B3	3.00
Longest Component		4.29
Truss Profile		48X84

## Technical Descriptions

Aluminium Profiles  
Solid, hard pressed  
2-groove aluminium hollow profile  
Steel Parts  
Hot-dip galvanized according to DIN EN ISO 1461  
Ground Anchoring  
Ground stakes or weight anchoring upon request

## Technical Data

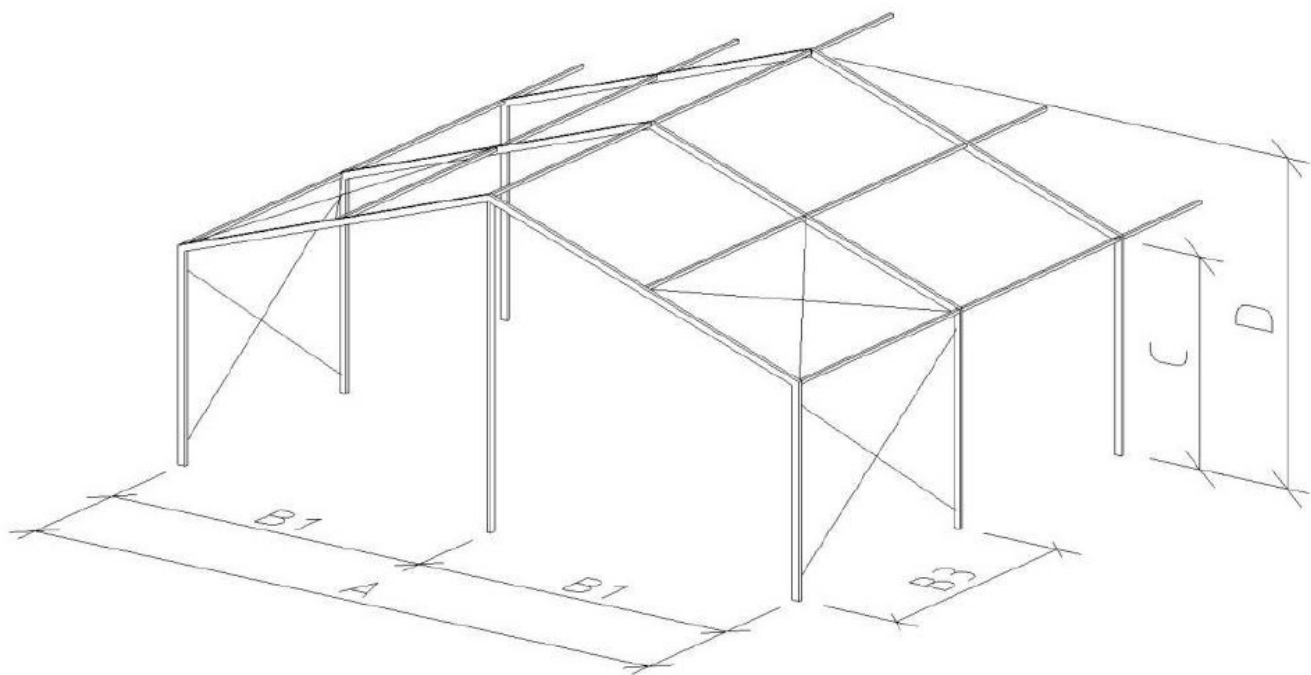
Wind load acc. to DIN EN 13782  
Min. length 3.00 m  
Max. length unlimited in truss-distance

Subject to technical modifications!



# BRIO BASIS

Type: 8/300



System Measures		
Width	A	8.00
Eave Height	C	3.00
Ridge Height	D	4.46
Peak Height	E	0.00
Roof Slope		20°
Truss Distance	B3	3.00
Longest Component		4.26
Truss Profile		48X84

## Technical Descriptions

Aluminium Profiles  
Solid, hard pressed  
2-groove aluminium hollow profile  
Steel Parts  
Hot-dip galvanized according to DIN EN ISO 1461  
Ground Anchoring  
Ground stakes or weight anchoring upon request

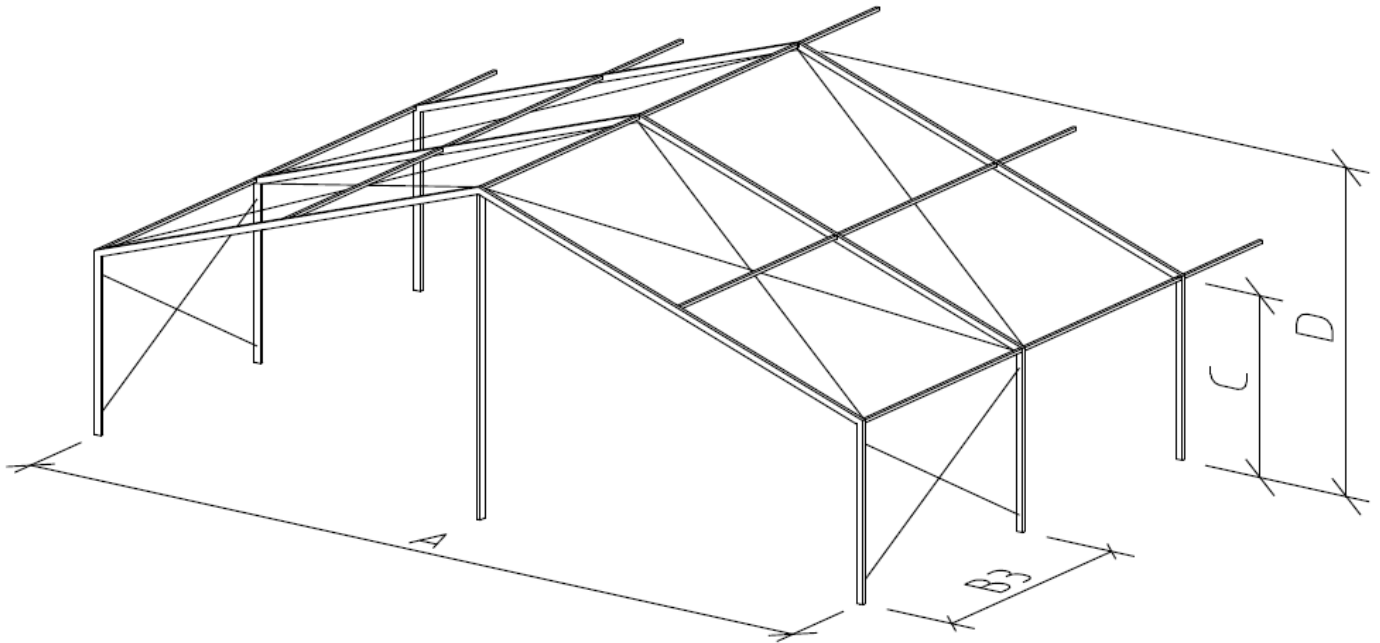
## Technical Data

Wind load acc. to DIN EN 13782  
Min. length 3.00 m  
Max. length unlimited in truss-distance

Subject to technical modifications!

# BRIO BASIS

Type: 10/250



System Measures		
Width	A	10.02
Eave Height	C	2.50
Ridge Height	D	4.07
Peak Height	E	0.00
Roof Slope		20°
Truss Distance	B3	3.00
Longest Component		5.36
Truss Profile		48X84

## Technical Descriptions

Aluminium Profiles  
Solid, hard pressed  
2-groove aluminium hollow profile  
Steel Parts  
Hot-dip galvanized according to DIN EN ISO 1461  
Ground Anchoring  
Ground stakes or weight anchoring upon request

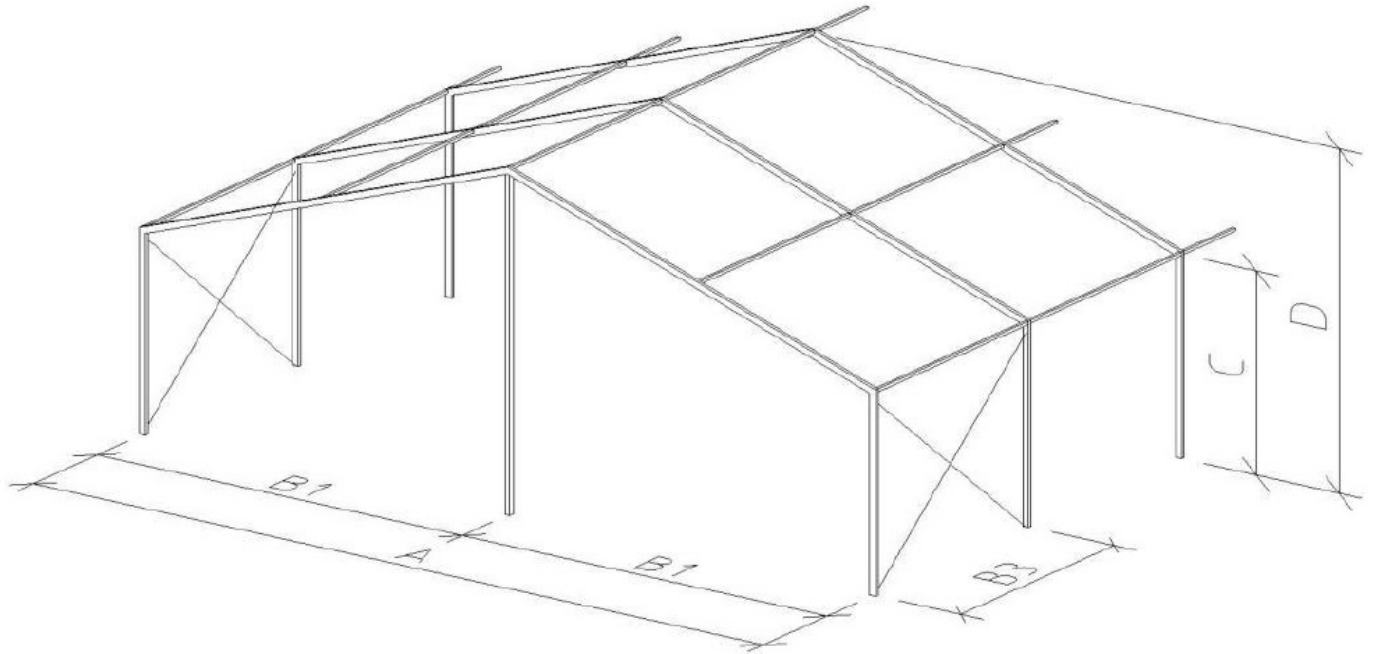
## Technical Data

Wind load acc. to DIN EN 13782  
Min. length 3.00 m  
Max. length unlimited in truss-distance

Subject to technical modifications!

# BRIO BASIS

Type: 10/300



System Measures		
Width	A	10.02
Eave Height	C	3.00
Ridge Height	D	4.82
Peak Height	E	0.00
Roof Slope		20°
Truss Distance	B1	5.01
Truss Distance	B3	3.00
Longest Component		5.36
Truss Profile		48X84

## Technical Descriptions

Aluminium Profiles  
Solid, hard pressed  
2-groove aluminium hollow profile  
Steel Parts  
Hot-dip galvanized according to DIN EN ISO 1461  
Ground Anchoring  
Ground stakes or weight anchoring upon request

## Technical Data

Wind load acc. to DIN EN 13782  
Min. length 3.00 m  
Max. length unlimited in truss-distance

Subject to technical modifications!