

NEO SERIES TENTS



Versatile, Stylish and Economical...

The Neo Tent Series is extremely versatile and offers lots of space for a wide range of events.

Available from 10m - 30m and ideal entry level product for large tent systems. Whether for a successful trade exhibition or a magnificent party the Neo Tent Series provides a lasting impression on event organisers and for your guests. Everything in this system can be combined and interchanged with the fully developed technology of this particular modular system.

The Neo Basis Tent system: a tent rental company's most profitable rental asset.

The Neo system offers highly efficient solutions for VIP events, parties, exhibitions, promotions as well as tailor-made storage facilities - from simple to extensive.

We guarantee that all our structures are tested and approved in compliance with the applicable regulations. As all system components are available for years to come, the combination and expansion options are limitless.

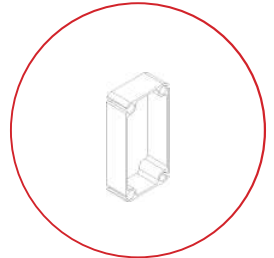
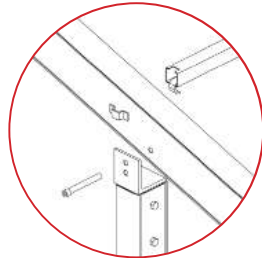
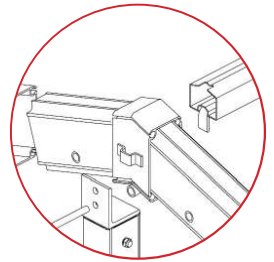
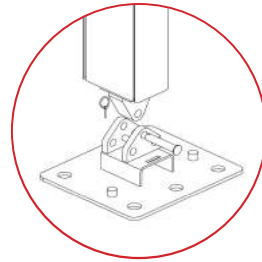
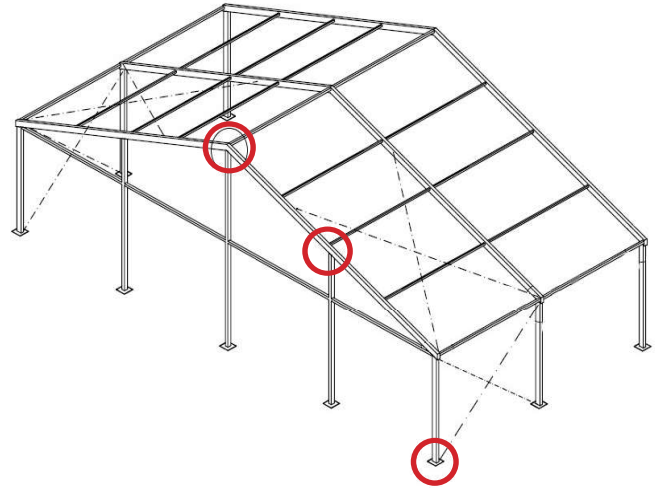


TECHNICAL DETAILS

The Neo Tent Basis series tents developed specially for professional rental companies and high quality end-user applications. Modular for diverse combination and expansion.

Frame

- Trusses of extruded 4-groove aluminium hollow profiles
- Integrated curtain groove in eave purlins and gable wall beams
- Aluminium eave purlins and gable wall beams
- All aluminium components technically anodized
- All steel parts are galvanized according to DIN EN ISO 1461
- Frame requires no maintenance
- Easy fitting of covers by means of keder grooves
- Ridge and eave purlins are identical. Easy fitting and storage
- Truss-distance 5 m and Roof slope 18 degrees
- Structural lengths in 5-m-increments
- Structures may be joined to form larger areas

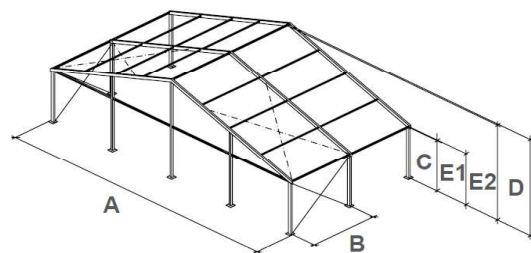


Covers

- Textile covers made of polyester fabric, coated with PVC on both sides, weight approx. 650 g/m²
- Translucent roof covers for daylight conditions inside the tent
- Opaque covers for black-out conditions
- Spindle-fix roof tensioning system with quick and easy fixing of the roof cover.
- Flame retardant according to DIN 4102, fire class B1
- Curtains with hems for accommodating weighted tubes (on request)
- Side and gable curtains with standard plug fastening: Easy to open and close
- Side curtains with windows available in several attractive
- Glass or hard-PVC system wall elements, side heights 3.40 m and 4.00 m



NOTE: Subject to alterations in the interest of product improvement in line with state-of-the-art technology progress



Type	A	C	D	Inner dimensions		Longest component	Truss profile	Possibilities for beam splice	
	Width	Eave height	Ridge height	Eave	Ridge			standard beam	optional
				(m)	(m)				
10/280	10	2.840	4.470	2.760	4.370	5.550	220X110	5.0	-
10/340	10	3.240	4.870	3.160	4.770	5.700	220X110	5.0	-
10/400	10	3.840	5.470	3.760	5.370	6.050	220X110	5.0	-
12/280	12	2.840	4.750	2.760	4.650	6.550	220X110	6.0	-
12/340	12	3.240	5.150	3.160	5.050	6.550	220X110	6.0	-
12/400	12	3.840	5.750	3.760	5.650	6.550	220X110	6.0	-
15/280	15	2.840	5.210	2.760	5.110	8.100	220X110	7.5	5.0/2.5
15/340	15	3.240	5.610	3.160	5.510	8.100	220X110	7.5	5.0/2.5
15/400	15	3.840	6.210	3.760	6.110	8.100	220X110	7.5	5.0/2.5
16/280	16	2.840	5.380	2.760	5.280	8.650	220X110	8.0	5.5/2.5
16/340	16	3.240	5.780	3.160	5.680	8.650	220X110	8.0	5.5/2.5
16/400	16	3.840	6.380	3.760	6.280	8.650	220X110	8.0	5.5/2.5
20/280	20	2.840	6.000	2.760	5.900	10.720	220X110	10.0	7.5/2.5
20/340	20	3.240	6.400	3.160	6.300	10.720	220X110	10.0	7.5/2.5
20/400	20	3.840	7.000	3.760	6.900	10.720	220X110	10.0	7.5/2.5
25/280	25	2.840	6.780	2.760	6.680	8.100	220X110	7.5/5.0	10.0/2.5
25/340	25	3.240	7.180	3.160	7.080	8.100	220X110	7.5/5.0	10.0/2.5
25/400	25	3.840	7.780	3.760	7.680	8.100	220X110	7.5/5.0	10.0/2.5

NOTE: Subject to alterations in the interest of product improvement in line with state-of-the-art technology progress